

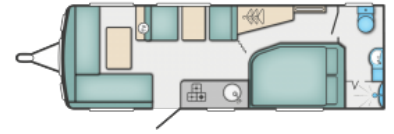


## SOLD Sprite Quattro EW SR Diamond (2018)



### Overview

£19,850



## SPRITE

2018 marks the complete redesign of Sprite, the UK's best-selling caravan range and the results are stunning.

## SPRITE STYLE

With three opening front windows, stylish 'Tyrion' soft furnishings, low energy LED lighting throughout, fast heat up Truma Combi-Boiler and well equipped kitchen and washroom, you may be surprised you've walked into a Sprite and this is the secret to its success.

All our Swift Sprite have 'Diamond pack' & SR Panoramic roof as standard

Sprite takes the crown of the UK's best-selling caravan range

All below are standard on our Sprite caravans

- Diamond Pack:
  - **New** 'Edge' alloy wheels
  - AL-KO AKS 3004 Stabiliser
  - AL-KO Secure wheel lock receiver (two on Quattro)
  - Door flyscreen with easy concertina action
  - Microwave oven
  - Radio/CD/MP3 player with iPod connection
  - Two scatter cushions (Four in Quattro EW)
  - Steel spare wheel
- **New** panoramic front sunroof incorporating fully integrated curved blind system

## Specifications

Make	Sprite
Model	Quattro FB
Internal Length	6.27m / 20'7"
External Length	7.98m / 26'2"
Width	2.25m / 7'5"
Unladen Weight	1380kg
MTPLM	1605kg
Awning Size	1052cm
Warranty Internal /External	3 yrs/10 yrs
Dealer Delivery charge	£545

## Exterior Features

- European Whole Vehicle Type Approval ensures compliance with strict weight, dimension and safety regulations
- EN1645 Grade 3 classification for heating and thermal insulation
- Overall body width 2.23m/7'4"
- AL-KO galvanised steel chassis with Euro-axle
- SMART construction with GRP body panels
  - Strong, moisture proof 'PURE' polyurethane timber-less
  - framed body shell with polystyrene insulation core (25mm in sidewalls, 32mm in roof)
  - Robust balanced panel side walls with GRP outer and inner skin
  - 44mm 'sandwich' floor construction with GRP outer skin, ply upper and high rigidity Styrofoam core
  - Hail resistant exterior GRP roof, fully bonded for extra strength and flatness.
  - **New** sweeping front panel in GRP with wide gas locker door, triple flush fitting windows and LED front marker lights
  - Full height GRP rear panel
- **New** fuel saving, aerodynamic profile
- **New** stylish graphics scheme
- **New** exclusive LED rear light clusters, LED high level marker and brake light which provide better visibility in poor weather
- LED side marker running lights
- **New** design grab handles to front and rear
- Wide access gas locker door with two compression locks

- **New** front window design with three opening windows
- Fully double-glazed opening windows (no single-glazed cold areas)
- Screen printed side windows with graphite grey tint
- **New** surface mounted impact resistant skirt system
- Semi-recessed body colour awning rail both sides
- Steel wheel and trims
- Higher tyre rating - a load margin is included in the tyre specification
- 13-pin 'Jaeger' 12V car connector
- AL-KO overrun device
- AL-KO carabiner breakaway cable
- Step-on hitch cover for easier cleaning of front windows
- Bulkhead mounted regulator suitable for use with either propane or butane bottles
- LED awning light
- Exterior one-piece door with interior moulded liner, chrome handle and concealed hinges
- Exterior access battery box with mains electric inlet (battery not included)
- Aerial point in battery box for portable satellite dish connection
- Entrance step
- Fixing bars for optional Thule Elite G2 rear mounted two cycle rack

## Interior Features

---

- 1.95m (6'5") headroom
- **New** Tyrion soft furnishing scheme
- Curtains to all windows (except washroom)
- Twin curtain track for improved hanging and ease of use
- 'Aralie Sen' woodgrain and complementary furniture
- **New** matt white overhead lockers
- Positive overhead locker catches for secure storage on the move with chrome handles
- **New** side corner opening lockers for extra storage
- Shelves in selected lockers
- Chrome effect sockets and switches
- Front chest of drawers with convenient slide-out extending top (model specific)
- Sectioned removable carpets for flexibility (not washroom)
- French Oak effect, high impact, scratch resistant floor lino
- Front seat bases with spaceframe construction, full front access and space for larger items
- Tri-foam cushioning to seat and backrests for seating and sleeping comfort
- Seat and backrest ventilation boards (model specific)

- Beech slat seat and bed bases for extra comfort with sprung hinged tops for easy access
- Bed make-up system with slats retained on track (model specific)
- Exclusive and more durable Duvalay Duvalite Gravity Luxe mattress with lightweight memory fibre technology - hypoallergenic, excellent pressure relief, dust mite resistant and 100% recyclable (fixed bed models only)
- Fixed beds with aluminium bed frames to maximise strength and storage space
- Areas under beds and seats, and washroom areas warmed by Truma blown air system
- Mini-Heki rooflights in kitchens and bedrooms (model specific)
- Midi-Heki roof window with flynet and adjustable concertina blind
- Dining table suitable for full-size place settings
- Granite effect kitchen sink
- Removable extension drainer with dedicated storage
- Kitchen worktop extension (Model specific)
- Wire basket in kitchen cupboard
- Cutlery drawer on smooth-action steel runners
- Chrome finish crockery rack
- Chrome effect swivel spout kitchen and vanity taps for improved use
- Thick washroom door with domestic style lock and handle
- Easy clean white gloss washroom walls
- **New** design rectangular vanity bowl for easier washing (model specific)
- Shower bi-fold door retained on track for improved access with travel lock (model specific)
- **New** Micro-Heki roof light in all washrooms
- Cassette flyscreens and blinds on all windows

Retained embroidered entrance mat

## Services

---

- Enhanced Swift Command control system with updated 'user friendly' app interface:
  - Pre-installed Thatcham Category 6 approved pro-active tracker (subject to annual subscription).
  - Swift Command Intelligent power supply unit with LCD control panel; Functions include, battery selection, battery state meter, lighting and water pump circuit controls, internal & external temperature, internal humidity levels, 230V load limiter (settable between 5 amps & 16 amps), solar panel charging levels, heating controls and Bluetooth connection
  - **New** fridge control and monitoring
  - **New** Dometic Freshjet aircon control (dealer fit option)
- Swift Command app allows certain functions to be controlled/monitored remotely and comes with;
  - Remote levels viewing
  - Remote control of power, lighting and heating

- Enhanced remote heating controls with **new** heater status bar
- **New** 'Places of Interest' feature including 'Campsites' from the Camping & Caravanning Club
- Dual fuel heating with Truma Combi 4 Boiler (1.8kW electric / 4kW gas / 3.8kW combined) in Alpine 2 & Alpine 4, Combi 6 Boiler (1.8kW electric / 6kW gas / 5.8kW combined) in Major 4SB, Major 4EB, Major 6, Major 6TD, Quattro EB, Quattro EW, Quattro FB and Quattro DD)
- Digital programmable controller for heating and hot water with ability to be remote controlled via Swift Command
- Thetford 3 burner hob, oven and separate grill
- Dometic 100 litre, electronic ignition fridge with removable freezer compartment, black effect finish and digital controls
- Ecocamel Orbit shower head with on/off button for a powerful shower that uses less water
- Thetford C260 toilet with electric flush and 18 litre wheeled waste tank
- High flow rate in-board pump with chrome effect taps for reliable, high performance water supply
- Inboard semi-rigid fresh water pipes
- Large bore underslung rigid waste pipes
- Isolation taps for gas appliances
- Fully protected mains electric system
- 25 amp switchmode charger/transformer
- LED lighting throughout interior including:
  - Adjustable spotlights in lounge
  - Over locker lighting and recessed ceiling lighting
- **New** Status directional digital and analogue TV aerial
- TV station with 230V, 12V and aerial sockets (two in selected models)
- TV bracket including a travel lock where fitted
- Four 230V sockets including twin in front shelf 'pod' (model specific)
- 25 metre mains hook-up cable

## Safety & Security

---

- Thatcham Category 6 approved pro-active tracker pre-installed as part of Swift Command system (subject to annual subscription)
- Convenient one-key high security locks
- Smoke alarm
- Carbon monoxide detector
- CRiS identity number labels to windows and caravan chassis
- Concealed security data chip within caravan construction

## Optional Extras

---

### OPTIONS

#### Factory fit

- Diamond Pack:
  - New 'Edge' alloy wheels
  - AL-KO AKS 3004 Stabiliser
  - AL-KO Secure wheel lock receiver (two on Quattro)
  - Door flyscreen with easy concertina action
  - Microwave oven
  - Radio/CD/MP3 player with iPod connection
  - Two scatter cushions (Four in Quattro EW)
  - Steel spare wheel
- New panoramic front sunroof incorporating fully integrated curved blind system
- Alternative fabric schemes including the SwiftShield stain resistant, easy-clean fabric with soft suede like texture
- AL-KO ATC trailer stability control

#### Dealer fit

- Alarm system (infra-red with tilt sensor and key-fob operation)
- AL-KO Secure wheel lock
- Wrap-around front seating in addition to drawer chest
- Weight plate upgrade (model dependent)
- Dometic Freshjet air conditioning unit (model dependent)
- Roof-mounted solar panel
- Oyster satellite system (model dependent)
- Thule Elite G2 Two cycle rack